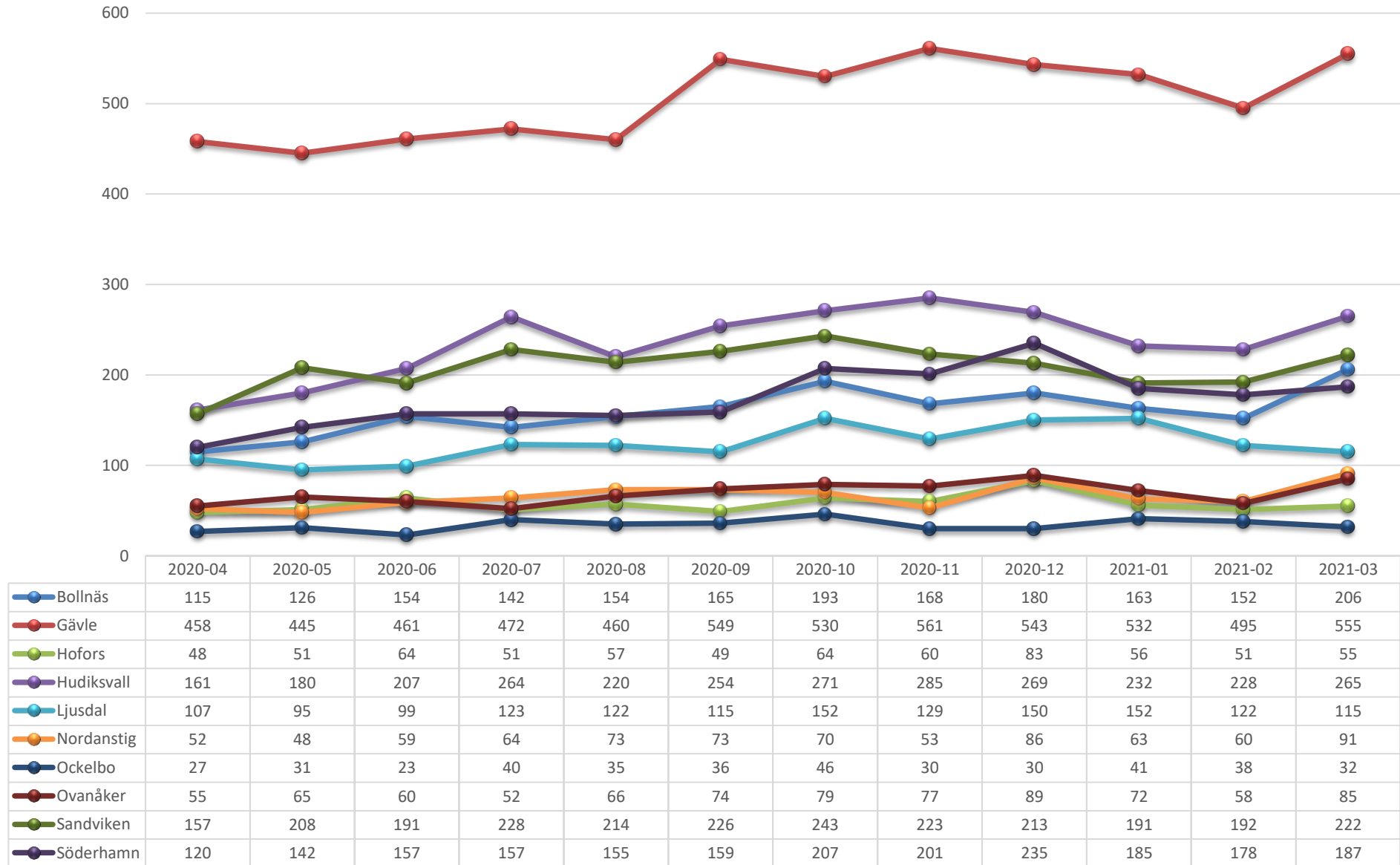


Antal inskrivna = vårdkontakter 65+ per kommun














Andel inskrivna = vårdkontakter 65+ per kommun

3,5%

2,5%

1,5%

	2020-04	2020-05	2020-06	2020-07	2020-08	2020-09	2020-10	2020-11	2020-12	2021-01	2021-02	2021-03
 Bollnäs	2%	2%	2%	2%	2%	2%	3%	3%	3%	2%	2%	3%
 Gävle	2%	2%	2%	2%	2%	3%	3%	3%	3%	3%	3%	3%
 Hofors	2%	2%	3%	2%	2%	2%	3%	2%	3%	2%	2%	2%
 Hudiksvall	2%	2%	2%	3%	2%	3%	3%	3%	3%	3%	3%	3%
 Ljusdal	2%	2%	2%	2%	2%	2%	3%	3%	3%	3%	2%	2%
 Nordanstig	2%	2%	2%	3%	3%	3%	3%	2%	3%	3%	2%	4%
 Ockelbo	2%	2%	2%	3%	2%	2%	3%	2%	2%	3%	2%	2%
 Ovanåker	2%	2%	2%	2%	2%	2%	3%	3%	3%	2%	2%	3%
 Sandviken	2%	2%	2%	3%	2%	2%	3%	2%	2%	2%	2%	2%
 Söderhamn	2%	2%	2%	2%	2%	2%	3%	3%	3%	3%	3%	3%



Andelen inskrivna som är över 65 år per kommun tom mars månad

